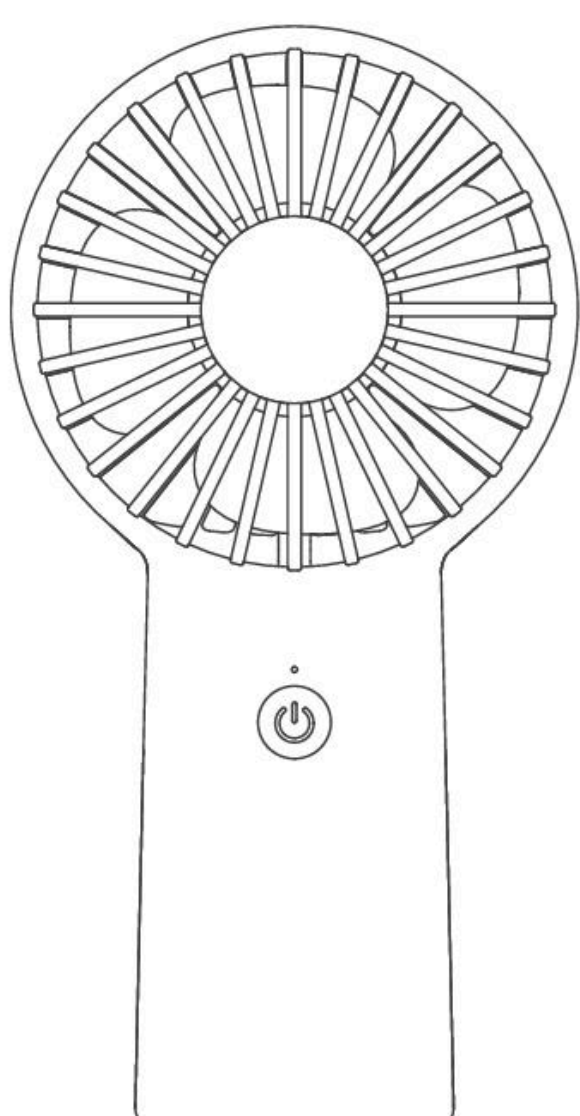


User Guide
说明书
Bedienungsanleitung
Manuel d'utilisation
Manuale
Manual de instrucciones
取扱説明書
الكتيب

FA20X



English	01~06
汉语	07~13
Deutsche	14~20
Français	21~27
italiano	28~34
español	35~41
日本語	42~47
عربي	48~53

Please read this manual carefully before use. Be sure to use it in strict accordance with the requirements of the manual, and keep the manual properly for future use.

使用前请仔细阅读本说明书，严格按照说明书要求正确使用，并妥善保存说明书以备后用。

Bitte lesen Sie vor der Verwendung sorgfältig die Anleitung und verwenden Sie das Produkt gemäß den Anforderungen der Anleitung. Bewahren Sie die Anleitung zum späteren Nachschlagen.

Veuillez lire attentivement le manuel avant utilisation et utiliser le produit conformément aux instructions du manuel. Conservez le manuel pour référence ultérieure.

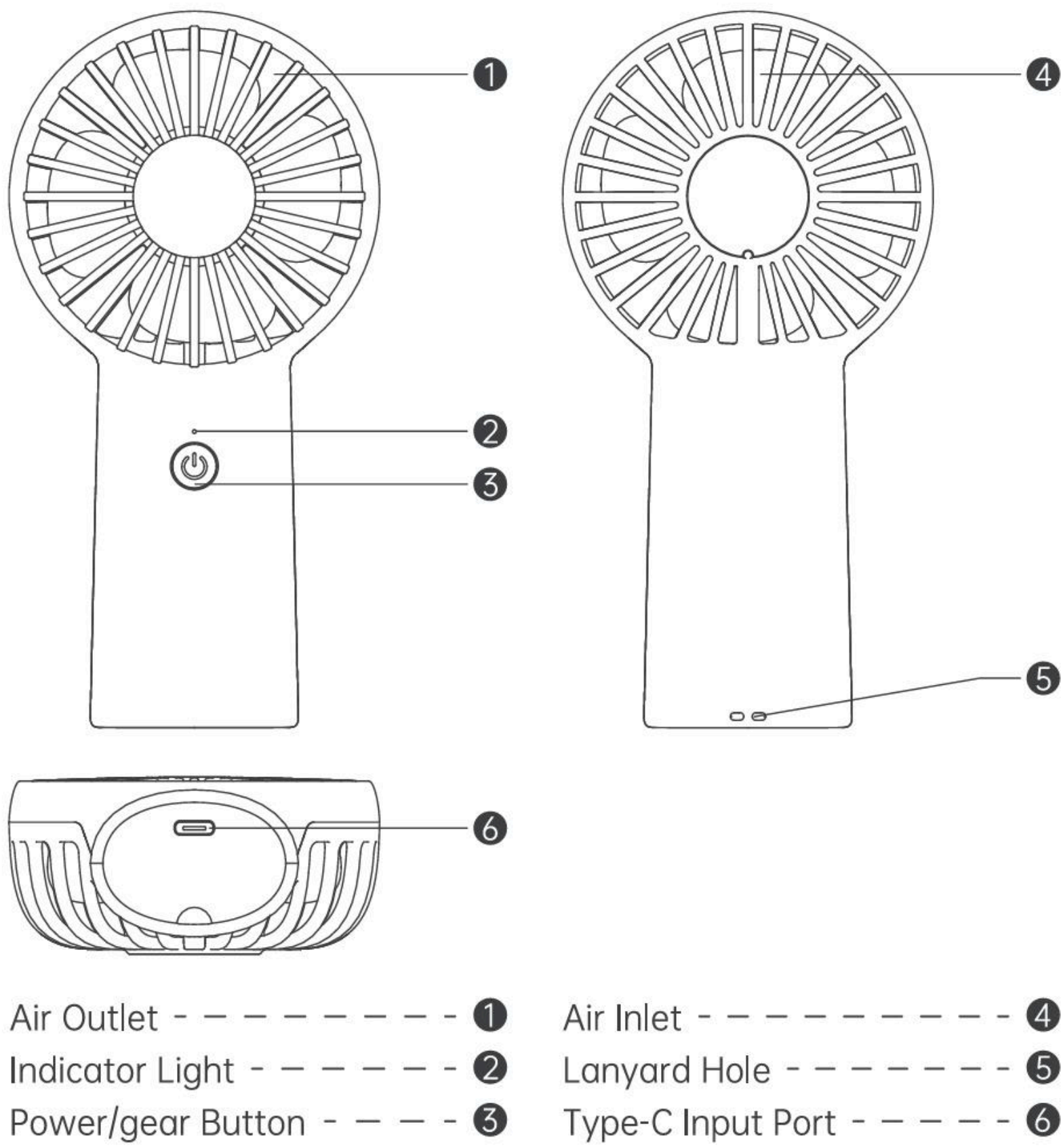
Si prega di leggere attentamente questo manuale prima dell'uso, utilizzare correttamente seguendo rigorosamente le istruzioni del manuale e conservare adeguatamente il manuale per uso futuro.

Antes de usar, lea cuidadosamente el manual y utilice el producto de acuerdo con las instrucciones del mismo. Guarde el manual para futuras consultas.

使用前にこの取扱説明書を注意深くお読みいただき、取扱説明書の要求事項に厳密に従って正しくご使用いただき、取扱説明書を適切に保存して後でご参照ください。

يرجى قراءة هذه التعليمات بعناية قبل استخدامها، مع التقيد الدقيق باشتراطات التعليمات، والاحتفاظ بها على نحو ملائم لاستخدامها في وقت لاحق.

Appearance Description



Precautions Before Use

1. Please check the product and power cord for any damage and make sure they are in good condition and assemble them according to the instructions before powering them on.

01

2. Before charging the product, please check whether the voltage of the power supply used is consistent with the product label.
3. Please do not disassemble, modify or repair the product to avoid electric shock and fire accidents, and ask the service station designated by the original seller or manufacturer for repair.

How to Use

A. Power/gear switch

Short press the power/gear button to cycle through the first gear, second gear, third gear, and power-off modes; long press at any gear to directly power off.

B. Indicator Light Status Explanation

Indicator Status	Meaning
Light on for 5 seconds	Power-on, gear switching
Slow flashing light	Charging status
Steady light	Full charge status
Continuously fast flashing light	Low battery level
Flashing light 3 times	Insufficient battery, unable to operate

C. Cleaning Products

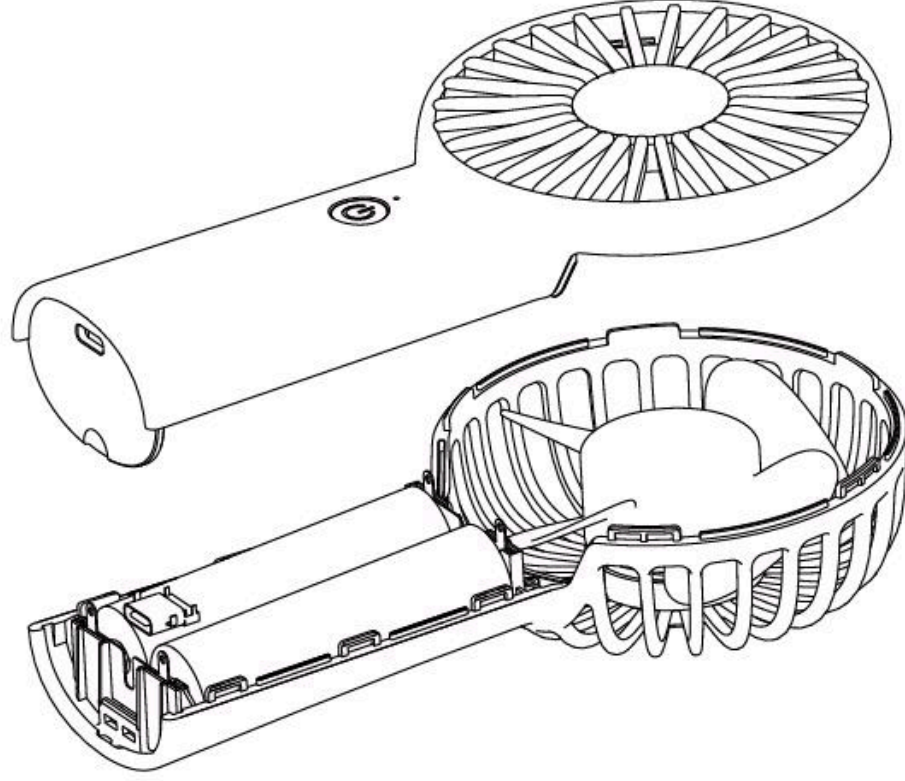
1. Before cleaning the fan, please make sure that the power is off.
2. The product mask cannot be removed. When cleaning, you can wipe the surface of the fan cover with a clean cloth.
3. Do not use water or other liquids to clear electrical parts (such as motor, power switch, etc.).
4. Do not touch the power supply and electrical components with wet hands or rags.

02

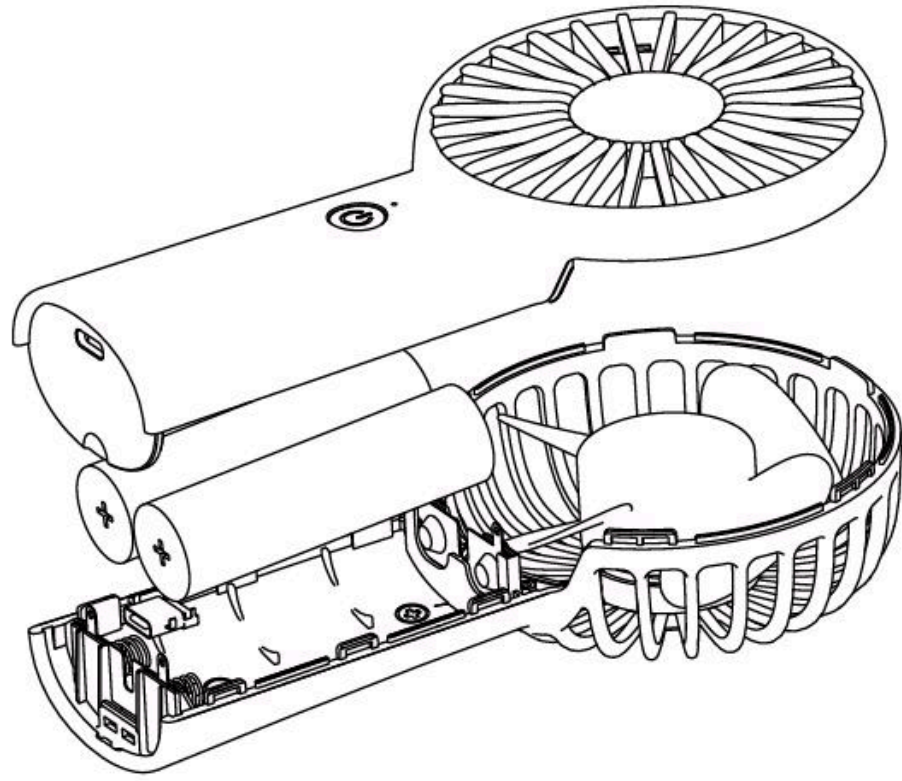
Remove The Battery

The battery must be removed from the product before disposing of the product; The product must be powered off before removing the battery; Batteries should be safely disposed of in accordance with the regulations of the place of sale.

1. Use a tool to pry open the product cover.



2. Remove the battery and dispose of it in accordance with local regulations for safe disposal.



03

Safety Precautions

To ensure the safety of use and to avoid injury and property damage to you and others, please observe the following safety precautions; Incorrect use without observing the safety warnings may lead to accidents.

01. This product is not a child's toy, please ensure that infants and children do not play with this product as a toy; Children under 14 years of age, please use it under the supervision of a guardian.
02. This product is not intended for use by users (including children) with inadequate physiology, perception, mental ability, experience, or knowledge, unless used safely under the supervision or knowledge of a person responsible for their safety.
03. Please do not blow directly on the human body for a long time, especially the elderly and children, to avoid physical discomfort.
04. When using, please do not put fingers, sharp objects and metal objects, etc., which will cause product failure and the risk of electric shock, or injury.
05. When using, prohibit the use of wet hands, wet towels and other plugging power to avoid electric shock.
06. This product is not waterproof, please do not use water to directly rinse the product or in the bathroom, heavy moisture, water storage places to use; surface water, please dry in time to dry before trying to turn on the use; completely soaked and internal water into the prohibition of re-use.
07. Do not cover the air outlet and air inlet, such as hanging clothes, towels, clothes, and other items, so as not to cause product failure.

04

08. Prohibit the use and storage in high temperature (higher than 60 °C) environments and confined spaces, such as greenhouses, construction sites, fireplaces, exposed car rooms and other environments, which will cause plastic deformation, flame with the wind to cause fire, battery explosion and other failures and accidents.
09. Do not squeeze, disassemble the battery or place the battery in a high-temperature environment (60°C and above) for a long time, otherwise there may be a risk of liquid leakage or explosion.
10. If consumers use the power adapter to charge, the power adapter input rated voltage and current should be within 5.0V~ 2.0A, and the national mandatory safety certification before use.
11. This product uses lithium-ion batteries without memory function. Overcharging or over-discharging will affect the service life of the product. Please charge and disconnect the power supply in time, and fully charge it if not used for a long time (more than 3 months).
12. If there is smoke, fire and other failures in use, please immediately turn off the power to stop using, and send it to the dealer or manufacturer to deal with, do not disassemble themselves to avoid danger.
13. Do not bend or pull the power cord during charging to avoid poor contact.

Product Parameters

Brand: JisuLife
Product Model: FA20X
Product Name: Handheld Fan Life6

05

Input: 5.0V~ 2.0A
Battery Capacity:4000mAh (14.8Wh/3.7V)
Battery Cell: Lithium-ion Battery
Charging Time: 3-5h
Working Time: 5-18h (depending on different gears/usage scenarios)
Product Weight: Approximately 175g
Product Size: 85×40.5×164mm

Packing Accessories

Handheld Fan Life6 *1
USB-C Charging Cable *1
User Manual *1

The contents in this user manual and the technical specification of the product will be changed without prior notice.

Manufacturer: Shenzhen Jisu Technology Co., Ltd
Address: 301, Building A, No.8, Changjiangpu 2 Road, He'ao Community, Yuanshan Street, Longgang District, Shenzhen
URL: www.jisulife.com
Tel: 400-011-8812

06