



HANDHELD FAN

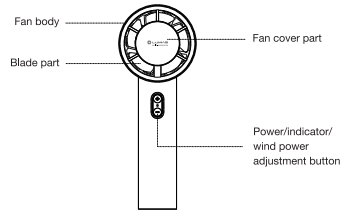
X6 Lite

휴대용 선풍기

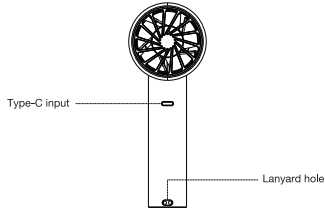
User Manual

Thank you very much for choosing us.
Please read the instruction manual carefully before use and keep it in a safe place!

1. APPEARANCE DESCRIPTION



Handheld fan front

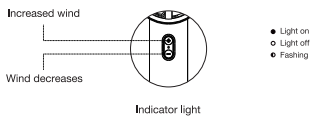


Handheld fan back

2. INSTRUCTIONS

This product is a USB handheld fan with a built-in battery that can work by connecting to a computer, mobile power supply or other powered devices. Due to its small size, portability and lightness, it is suitable for use in cafes, strollers, dormitories and other places to bring cool wind and comfortable air environment to people.

2.1 Key function description



INSTRUCTIONS	LED STATUS	WIND GEAR
Press and hold the "+" button for 1.5s to turn on the fan and enter the 1st gear, the indicator light stays on.	●	First gear wind +
Short press the "+" key to raise the gear and adjust the wind power. There are five adjustable wind speeds in total.	●	Second gear wind ++ Third gear wind +++ Fourth gear wind ++++ Fifth gear wind +++++
Short press the "-" key to downshift and adjust the wind power. There are five adjustable wind speeds in total.	●	
Press and hold the "-" key for 1.5s to turn off the fan, and the indicator light goes out.	○	End work

2.2 Indicator light description



FAN WORKING STATUS	INDICATOR STATUS
Start the fan and use it normally	● (The indicator light is always on)
Turn off the fan	○ (Indicator light off)
Battery is less than 5%	● (Indicator light flashes)
While charging	● (Indicator light flashes)
After fully charged	● (The indicator light is always on)

Note: When the battery is exhausted, in order to ensure battery life, it needs to be charged for 10-20 minutes before working at the first to second wind speed. If you use the third, fourth or fifth gear, you need to charge for half an hour first. Since the power of the fourth and fifth gears of this product is relatively large, if you want to use the function of charging while working, it is recommended that you use a 5V-1A specification adapter.

3. PRODUCT PARAMETERS

Product Name	Lumias Handheld Fan
Product Model	X6 Lite
Battery	3.7V/1200mAh
Rated Power	5W
Input charging current	5V 1A
Speed regulation mode/speed	5-Speed regulation
Working time/charging time	1.2~4.2h/2.2h
Product Weight	125g
Product Size	49 x 61 x 161mm
Product Material	PC+ABS(V0)

4. BATTERY DISPOSAL

4.1 Disposal of batteries

The built-in rechargeable battery contains substances that may pollute the environment. When discarding the product, be sure to take out of the battery. Discarded batteries should be disposed of in accordance with local laws. In the absence of relevant laws or regulations, please dispose of the battery in the electronic trash. Batteries should be kept away from the children.

4.2 Steps to remove the battery

- Cut off the power to the product.
- Pry off the back cover of the product.
- Cutting the product cord de-energizes the product.
- Remove the battery and take it out.

Note: Before disposing of the apparatus, the battery must be removed from the apparatus, and when removing the battery, the apparatus must be disconnected and the battery should be disposed of safely.

5. SAFETY WARNING STATEMENT

In order to ensure safe use and avoid injury and property loss to you and others, please observe the following safety precautions; misuse without following the safety warnings may lead to accidents.

5.1 Precautions

- During the use of this product, due to energy transfer, there will be less heat dissipation, and the clip fan will be slightly heated, which is a normal phenomenon. If the process is hot or the shell melts, etc, please stop using immediately and contact the purchase channel for after-sales to deal with the problem.
- Do not use too much force when manually adjusting the fan.

- Hair should avoid the air inlet during use, to avoid hair being involved in the air cavity, endangering your own safety and affecting the life of the product.
- If the product is left unused for a long time, please charge the product regularly (recommended at least once charged each 5 months) to maintain its long service life.
- This product is not a toy for children, please ensure that infants and young children do not play with this product as a toy, children under the age of 14. Please use it under the supervision of a guardian, and the elderly, disabled and inexperienced people need to use it under supervision and guidance to ensure safety.
- Do not charge the fan for more than 24 hours (when the fan is charged, just unplug the fan).
- Please dispose of waste fans safely and properly. Do not throw them into fire or water.
- This product has a built-in battery. It is prohibited to disassemble, hit, crush or throw it into a fire. If severe bulging occurs, do not continue to use it. Do not place in high temperature environment. Do not come into contact with sharp or pointed objects when using or storing, otherwise there may be a risk of leakage or explosion. Do not use or store this product in high temperature environments (60°C and above) for a long time, such as near stoves and heaters, in a car exposed to the sun, etc, to avoid accidents such as battery explosion.
- This product is not waterproof, please forbid to use it when it gets wet, and it should be wiped dry in time to keep dry. It is forbid to use it again after it is completely soaked in water or the interior is filled with water, so as to avoid malfunction and danger, also forbidden to use wet hands, wet towels, etc, to touch the power supply to avoid accidents such as electric shock and short circuit.
- Do not use this product while charging or unattended.
- If the battery is severely swollen, do not continue to use it.

Note: If the consumer violates the product manual and improperly uses or warns, the personal and property damage will be borne by himself, and the company will not bear any legal responsibility.

6. HAZARDOUS SUBSTANCE CONTENT

The form is edited in accordance with SJ/T 11364.
O: Indicates that the content of the hazardous substances in all homogeneous materials of the component is below the limit requirements specified in GB/T 26572.
X: Indicates that the content of the hazardous substance in at least one of the homogeneous materials of the component exceeds the requirements specified in GB/T 26572, and currently there is no mature alternative in the whole industry, and meets the EU ROHS directive environmental protection requirements.

Name of part	Pb	Hg	Cd	Cr(VI)	PBB	PBDE
Console	X	O	O	O	O	O
Package	O	O	O	O	O	O
Accessory	O	O	O	O	O	O

7. AFTER-SALE INSTRUCTIONS

7.1 Three guarantees certificate

- Please keep the warranty card properly as a certificate for maintenance.
- The warranty period is one year from the date of product purchase.
- During the warranty period, if the product breaks down under normal use, it will be repaired and replaced for free after being verified by the company.

Note: After the after-sales service period of this product expires, you can still get the maintenance service provided by our company, but you need to bear the corresponding maintenance costs.

7.2 Free maintenance will not be provided in the following cases

The company's products implement a limited warranty within the warranty period. Equipment damage in the following situations is not included in the limited warranty, and our company does not under take free warranty obligations:

- The equipment or components have exceeded the effective warranty period: Equipment failure or damage caused by the customer's failure to follow the instructions, wrong installation, storage and use;
- Equipment failure or damage not caused by the company's authorized organization or personnel disassembly;
- Equipment failure or damage due to accidental factors or human reasons (including but not limited to operational errors, scratches, handling, bumps, input of inappropriate voltage and current, etc.);
- Equipment failure or damage caused by natural disasters and other force majeure (such as earthquakes, fires, etc.).